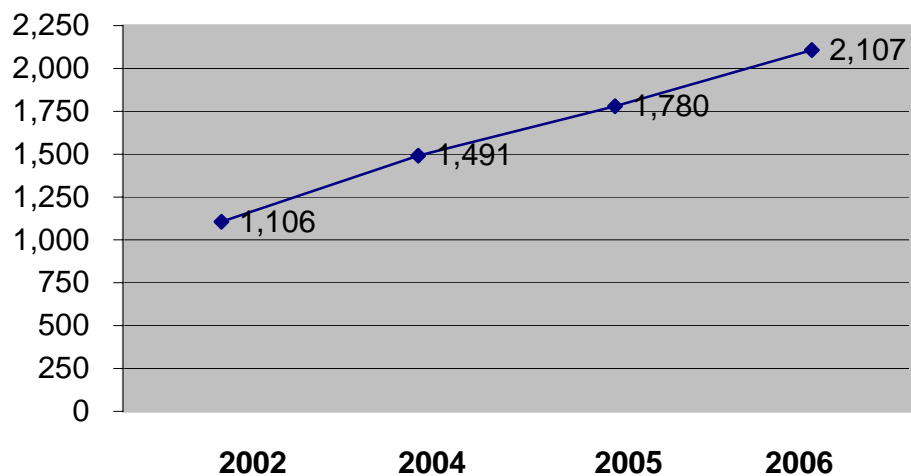


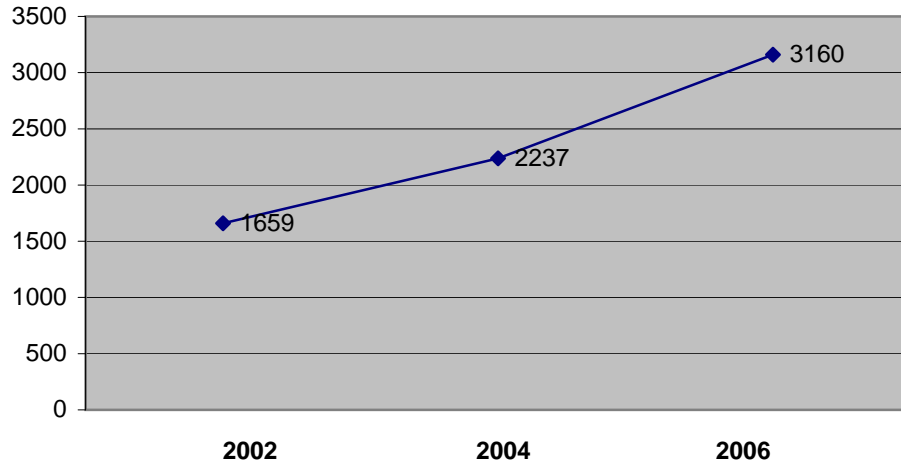
Appendix A				
	Animal	Welfare Act	Violations By	Laboratories
	2002 Violations	2004 Violations	2005 Violations	2006 Violations
AWA Code Section Violated				
2.30 Facility Registration	21	13	10	16
2.31 Institutional Animal Care & Use Committee	635	890	1,116	1,226
2.32 Personnel Qualifications	63	37	66	110
2.33 Veterinary Care	286	411	442	522
2.35 Recordkeeping	33	60	44	37
2.36 Annual Report	13	32	34	105
2.38 Miscellaneous	55	51	68	91
Total	1,106	1,491	1,780	2,107

Number of Laboratory Specific Animal Welfare Act Violations by Laboratories



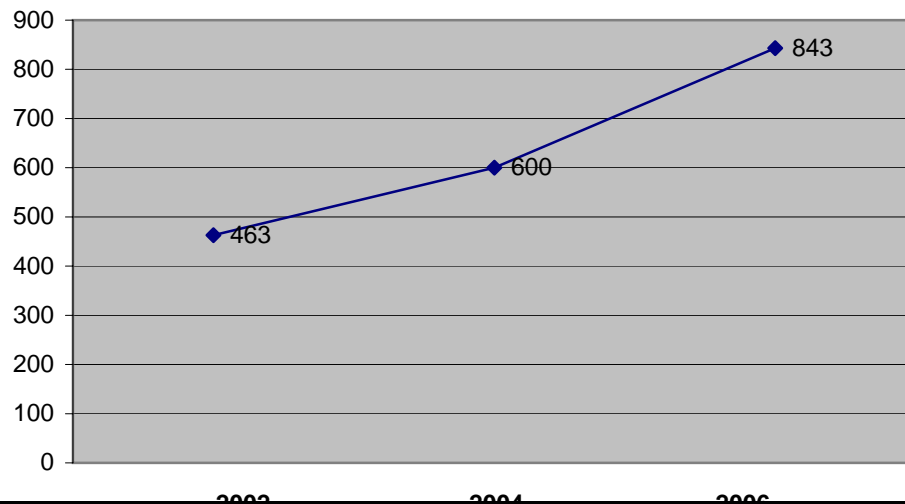
**An Increase of
90.5% for the period
2002 - 2006**

Estimated Total of All Animal Welfare Act Violations by Laboratories



**An Estimated Increase
of 90.5% for the period
2002 - 2006**

Estimated Number of Laboratories Violating the Animal Welfare Act



**An Estimated
Increase of 82%
in 5 years**

	2002	2004	2006		

